

# Project Sheet: Laminated & Textured Ikebana

Frank Penta - Chapel Hill Woodturners

## Materials Needed:

1. 8" x 8" x 2" Blank
2. 8" x 2" x 1/8" strips of wood
3. 8" x 2" x 1/4" strips of wood
4. Wood glue

Note: after gluing in the inserts trim blank to 8" x 8" x

Diagram 1:

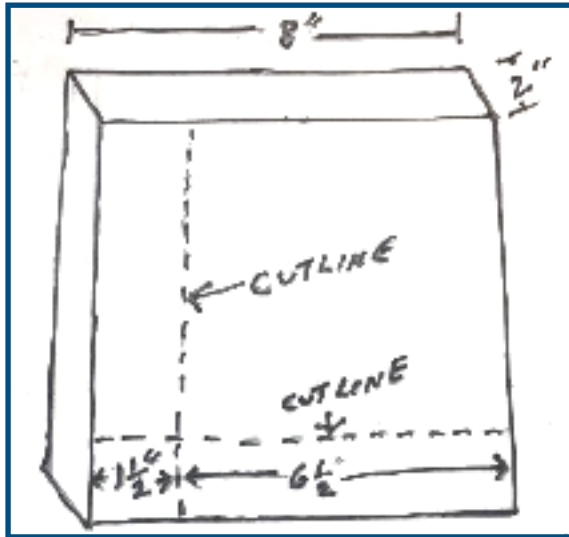





Diagram 2:




Sample 1:



Sample 2:




Sample 3:



Sample 4:



Sample 5:



Sample 6:

